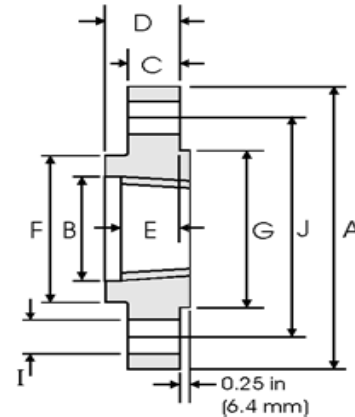




THREADED FLANGES ACC TO ANSI B16.5



Class 900 lb

Pipe		Flange Data					Hub	Raised Face	Drilling Data			Weight
Nominal Pipe Size		A	B	C	D	E	F	G	H	I	J	
	Outside Diameter	Diameter Overall	Counter-bore min	Flange Thickness min	Overall Length	Threaded length min	Hub Diameter	Face Diameter	Number of Holes	Bolt Hole Diameter	Diameter of Circle of Holes	kg/ piece
in mm	in mm	in mm	in mm	in mm	in mm	in mm	in mm	in mm		in mm	in mm	in mm
1/2	0.840	4.750	0.930	0.880	1.250	0.880	1.500	1.380	4	0.880	3.250	1.74
	21.30	120.6	23.60	22.30	31.70	22.30	38.10	35.10		22.30	82.50	
3/4	1.050	5.120	1.140	1.000	1.380	1.000	1.750	1.690	4	0.880	3.500	2.34
	26.70	130.0	29.00	25.40	35.00	25.40	44.40	42.90		22.30	88.90	
1	1.315	5.880	1.410	1.120	1.620	1.120	2.060	2.000	4	1.000	4.000	3.44
	33.40	149.3	35.80	28.40	41.10	28.40	52.30	50.80		25.40	101.6	
1 1/4	1.660	6.250	1.750	1.120	1.620	1.190	2.500	2.500	4	1.000	4.380	3.91
	42.20	158.7	44.40	28.40	41.10	30.20	63.50	63.50		25.40	111.2	
1 1/2	1.900	7.000	1.990	1.250	1.750	1.250	2.750	2.880	4	1.120	4.880	5.36
	48.30	177.8	50.50	31.70	44.50	31.70	69.85	73.15		28.40	123.9	
2	2.375	8.500	2.500	1.500	2.250	1.500	4.120	3.620	8	1.000	6.500	9.85
	60.30	215.9	63.50	38.10	57.15	38.10	104.6	91.90		25.40	165.1	
2 1/2	2.875	9.620	3.000	1.620	2.500	1.880	4.880	4.120	8	1.120	7.500	13.7
	73.00	244.3	76.20	41.10	63.50	47.70	123.9	104.6		28.40	190.5	
3	3.500	9.500	3.630	1.500	2.120	1.620	5.000	5.000	8	1.000	7.500	11.6
	88.90	241.3	92.20	38.10	53.80	41.10	127.0	127.0		25.40	190.5	
4	4.500	11.50	4.630	1.750	2.750	1.880	6.250	6.190	8	1.250	9.250	19.7
	114.3	292.1	117.6	44.40	69.85	47.80	158.7	157.2		31.70	234.9	
5	5.563	13.75	5.690	2.000	3.120	2.120	7.500	7.310	8	1.380	11.00	31.9
	141.3	349.2	144.5	50.80	79.25	53.80	190.5	185.7		35.00	279.4	
6	6.625	15.00	6.750	2.190	3.380	2.250	9.250	8.500	12	1.250	12.50	41.1
	168.3	381.0	171.4	55.60	85.80	57.15	234.9	215.9		31.70	317.5	
8	8.625	18.50	8.750	2.500	4.000	2.500	11.75	10.62	12	1.500	15.50	70.7
	219.1	469.9	222.2	63.50	101.6	63.50	298.4	269.7		38.10	393.7	
10	10.75	21.50	10.88	2.750	4.250	2.810	14.50	12.75	16	1.500	18.50	101
	273.0	546.1	276.3	69.85	107.9	71.40	368.3	323.9		38.10	469.9	
12	12.75	24.00	12.94	3.120	4.620	3.000	16.50	15.00	20	1.500	21.00	133
	323.8	609.6	328.7	79.40	117.3	76.20	419.1	381.0		38.10	533.4	
14	14.00	25.25	14.19	3.380	5.120	3.250	17.75	16.25	20	1.620	22.00	153
	355.6	641.3	360.4	85.70	130.0	82.50	450.8	412.7		41.10	558.8	
16	16.00	27.75	16.19	3.500	5.250	3.380	20.00	18.50	20	1.750	24.25	185
	406.4	704.8	411.2	88.90	133.3	85.90	508.0	469.9		44.40	618.9	
18	18.00	31.00	18.19	4.000	6.000	3.500	22.25	21.00	20	2.000	27.00	258
	457.2	787.4	462.0	101.6	152.4	88.90	565.1	533.4		50.80	685.8	
20	20.00	33.75	20.19	4.250	6.250	3.620	24.50	23.00	20	2.120	29.50	317
	508.0	857.2	512.8	107.9	158.7	91.90	622.3	584.2		53.80	749.3	
24	24.00	41.00	24.19	5.500	8.000	4.000	29.50	27.25	20	2.620	35.50	606
	609.6	1041.4	614.4	139.7	203.2	101.6	749.3	692.2		66.55	901.7	

Notes

- The thread conforms to ASME B1.20.1 NTP threads as described in Section 10. (The only exceptions are small male and female plain face threaded flanges which use NPSL locknut threads.)
- Class 300 and higher threaded flanges are counter-bored. Threads are chamfered to the counterbore at an angle of 45° (approx).